



ANNUAL REPORT

2024-25



TAMARACK
RECOVERY CENTRE

1

Mission, Vision & Values

Land Acknowledgement

2

About Tamarack

3

**The Tamarack
Difference**

5

**Board Members
Staff**

6

**Comprehensive
Wrap Around program**

7

**Program Summary and
2024-25 Highlights**

Pretreatment Program
Residential Treatment
Extended Treatment &
Transitional Housing Support
Aftercare

12

**Increasing Access and
Building Safe(r) Spaces**

Building Financial
Sustainability and Increasing
Access Through the
Participant Subsidy Fund
Increasing Access Through
the Creation of Safe(r)
Spaces
Maintaining Exemplary
Standards Through
Continuous Evaluation
and Growth

18

On The Horizon

19

Our Supporters


21

Financial Statements

Mission To provide a safe, welcoming environment where individuals are supported in recovery to realize their full potential.

Vision Healthy people, free from addiction.

Values Our values are based on a dedication and commitment to:

- 
- | | |
|-------------------|--|
| Safety | Creating a warm, welcoming environment where the safety and care of all is key. |
| Integrity | Holding ourselves to the highest standards of personal and professional integrity, reflected in our ongoing commitment to ethical practice and serving as an example to all. |
| Respect | Recognizing and valuing diversity, being responsive to personal recovery needs and treating all people as unique individuals deserving of the best care. |
| Excellence | Using our knowledge and experience to deliver the highest-quality services and seek out opportunities to improve and excel. |
| Compassion | Inspiring hope through our belief in the fundamental value of every human being, their resilience, and their ability to change. |

Land Acknowledgement

Tamarack Recovery Centre is on Treaty 1 Territory, the traditional home of the Anishinaabe and homeland of the Métis Nation.

For thousands of years, Indigenous people, including the Cree, Dene, Assiniboine, Oji-Cree, and Dakota, have used “Where the Rivers Meet”—now known as The Forks in Winnipeg—to gather, trade, celebrate, coexist, and develop relationships with others.

It is in this spirit of cooperation and in recognition of this history, including harms caused by colonialism, that Tamarack endeavours to uphold the Truth and Reconciliation Commission’s Calls to Action as we seek to help people recover from drug and alcohol dependency.



ABOUT TAMARACK

TAMARACK RECOVERY CENTRE is a nonprofit, 12-bed, all-gender recovery treatment centre providing addiction treatment and recovery services in Winnipeg. Tamarack also operates The Branch, a second-stage treatment option and sober living space for program graduates looking to extend their recovery in safe, affordable shared housing.

Since incorporating in 1975, Tamarack has provided thousands of Manitobans with flexible, participant-driven, community-based treatment and support. Our highly accredited programming is rooted in recognized best practices and evidence-based treatment to support individuals who seek to recover from addictions. We take a trauma-informed approach to ensure that participants who have experienced trauma and/or mental health challenges receive the most appropriate care. Our programming balances structure with flexibility, providing community-based treatment that works.

Tamarack's model is built on 50 years of experience, learning and continuous feedback from our community. Over time, our program has evolved from an initial single-service model to one that now offers a holistic approach to recovery, incorporating a range of evidence-based and trauma-informed services that are responsive to participant needs and the shifting landscape of addictions in our city.



The Tamarack Difference

SAFE, INCLUSIVE ENVIRONMENT: We commit to creating a safe(r) space for everyone. We want all participants, visitors, and staff to feel welcome here, no matter their religious beliefs, culture, race, gender, or sexual orientation. We value compassion and respect, and strive to create a family-like atmosphere where everyone feels accepted, supported, and free to express who they are.

MORE TIME, GREATER ACCESS: We offer a 60- to 78-day residential treatment program for individuals wishing to achieve sobriety from substance addictions, such as alcohol and drugs, as well as behavioural addictions such as gambling. Our unique longer-term program provides support for participants to begin healing from trauma, while building recovery and living skills using evidence-based approaches to treatment. We offer a low-cost fee structure and a Participant Subsidy Fund buoyed by philanthropy to ensure no one is turned away for lack of funds.

SEAMLESS POST-TREATMENT SUPPORT:

All treatment graduates have access to free, unlimited aftercare support through a dedicated program that focuses on lifestyle management to support long-term recovery—a unique offering that sets Tamarack apart from other programs. Tamarack’s new transitional housing program, The Branch, expands these supports with a next-step option for graduates who wish to develop greater independence and grow in recovery while continuing to live in safe, supervised sober housing.

DEMONSTRATED IMPACT: Tamarack’s services are life-changing—and potentially life-saving—for Manitobans experiencing addictions. Many of our participants sustain long-term recovery from their addiction and go on to become strong contributing members of society: since 2013, the Centre has an average completion rate of 83%, far exceeding the industry average of 44% for long-term residential addictions treatment, and graduates of Tamarack report post-treatment sobriety rates well above national norms.



Board Members

Chairman

Philip Grandmont

Treasurer

Bruce Carney

Secretary

Ken Deptuck

Executive Director (ex-officio)

Lisa Cowan

Member

Vanessa Cook

Emilie Cook — *to February 2025*

River Johnson



Staff

Executive Director

Lisa Cowan

Clinical and Transition Supervisor

Joanne Riedle

Operations Manager

Sherry Gable

Addictions Counsellors

Tabitha Comeau

— *to July 2024*

Connie Grande

— *from June 2024*

Darroll Kovalsky

Intake and In-house Care Worker Coordinator

Dawn Kirkpatrick

Aftercare Counsellor and Case Manager

Charmaine Yurechuk

Case Manager and In-house Care Worker Support

Colleen Gault

Daytime Admin and Safety Coordinator

Karen Gutwein

— *to September 2024*

Axel Mangiri

— *from September 2024*

In-House Care Workers

Bethany Barclay-Goddard

Serign Ceesay

Cheyenne Esquash

Drew Girarden

Dayna Goudie

Jade Jablonski

Trishna Jaishi

Amy Jansen

Bill Kroeber

Darian Lillie

Jacey Riedle

Emily Rochon

Jamie Sanders

Chrissy Skelding

Mallory Skelding


Jessica Spence

Esther Talasi

Keegan Vergara

Beverly Welsh

Jasmine Yakabowich



OUR COMPREHENSIVE WRAP AROUND PROGRAM GOES FROM STRENGTH TO STRENGTH.



Tamarack's unique program offers a continuum of care that starts even before a person begins treatment and continues in perpetuity to support sustained recovery. This comprehensive approach enables Tamarack to meet each participant where they are and remove the burden of navigating complex systems and services so participants can focus on their recovery. The program includes four phases of care, pre-treatment, residential treatment, extended treatment and housing support and aftercare.

2024-25 was an impactful year for Tamarack's programs with increases in participant numbers, hours of support and graduation rates.

“The intake could not have gone better...and [the intake counsellor] was the reason I felt comfortable and made the decision to come into Tamarack over the other programs that I had looked at. It was warm and welcoming from start to finish.”

– Tamarack Participant



Program Summary and 2024-25 Highlights



PRETREATMENT PROGRAM

Tamarack's specialized pretreatment program, provided free of charge, works to meet the individual needs of each prospective participant when they seek treatment support. Using an in-house toolbox of evidence-based methods, resources, and strategies, our Intake Coordinator offers a level of engagement, personal connection, and accountability that ensures a safe and supportive transition into treatment at Tamarack and/or access to the most suitable (or immediately available) support for prospective participant needs..

Of the applicants, 285 met treatment criteria for in-patient treatment and were able to access the first stage of the Pre-Treatment Program. Throughout the stages of the pre-treatment program, individuals were supported in accessing community resources, detox services and additional medical supports. On-site testing at tamarack was provided alongside regular check-ins and recovery workbook provision. Of those 285 individuals supported through pretreatment, 67 entered Tamarack's treatment program with the average number of days of Pre-Treatment Program support provided amounting to 35 days or 5 weeks per person.

**“Pre-treatment
kept me motivated
and accountable”**

– Tamarack Participant

This year **426**
individuals reached
out to Tamarack
to apply for the
treatment program,
a **40%** increase on
last year's numbers.




RESIDENTIAL TREATMENT

Tamarack has created a holistic approach to recovery, supporting participants' mental, physical, and emotional healing. Through our 12-bed residential treatment centre at 60 Balmoral Street, we offer a unique longer-term program (60 to 78 days) to give participants the time, space, and guidance to recognize and understand the issues that have led to addiction, while learning and

practicing new life skills that can aid long-term recovery. Through workshops, individual counselling, and group therapy, Tamarack introduces practical tools, skills, and insights that can empower individuals to begin to work on unresolved issues, rebuild relationships, and connect with healthy supports that help maintain long-term recovery.

Tamarack serves participants aged 18+ who identify as having an addiction to one or more substances. Among our 2024-25 participants:



PARTICIPANT GENDER

- Female (61%)
- Male (37%)
- Non-Binary (2%)



59%


identified as
Indigenous –
up from 45%
last year

60%

had both mental
health and substance
use diagnoses – up
from 50% last year

38 YRS

The average
age across the
genders was
38 years' old



PARTICIPANT PRIMARY ADDICTION REPORTED

- Alcohol (40%)
- Methamphetamines (23%)
- Crack cocaine (17%)
- Powder cocaine (13%)
- Opiates (4%)
- Cannabis (3%)

Our participant completion rate for 2024-25 was **83%**, a further increase on the last two year's completion rates and well-above an average of 44% among other long-term residential addictions treatment programs.



EXTENDED TREATMENT & TRANSITIONAL HOUSING SUPPORT

To address participant needs for continued recovery services and safe, affordable housing after graduation, Tamarack created The Branch, an optional extension of treatment services that includes an affordable housing program and tailored transitional supports that give graduates the confidence and tools to reintegrate back into work, school, and family life.

With one-on-one support from counsellors, each resident creates an individual transitional program plan that guides them towards increased independence. The Branch houses

up to 10 residents at a time, allowing tenants up to two years in this warm, welcoming environment. The house is centrally located, at 54 Balmoral Street, two doors down from Tamarack's treatment facility.

Survey results from participants living at The Branch illustrate how essential this program has been to their recovery during this vulnerable early period. 86% of respondents said that they did not believe they would be sober or were not sure they'd be sober today if they didn't have The Branch:

“I have a strong commitment to overcoming addiction and improving my mental health and living... The Branch has supported my progress.”

“I'd probably be back in jail by now.”

“I feel that I would likely still be sober but with a much lower quality of life and certainly would not be getting the opportunities and support like I have been at the Branch.”

Speaking more about the wrap-around extended care and recovery support, residents shared:

“I'm incredibly grateful for Tamarack and The Branch. I am fortunate to live with such a great group of people, including staff, who feel like a family to me. I am nine months sober... and I really believe life will only get better from here.”

“You have given me an opportunity to change my life. It means the world to me.”

This year The Branch experienced greater demand than last year, providing **22 people** with **extended care** and **supportive housing**. The average age of residents was 40 years old with 7 male-identifying and 15 female-identifying. The average length of stay was 7 months.

AFTERCARE

Recovery is an ongoing journey that doesn't end after treatment is complete and we've seen firsthand that the longer individuals stay sober, the more likely it is that they will be able to return to work, be with their children and families, and live well. That's why we offer free, unlimited aftercare services to all program graduates for as long as they need it. Our aftercare program is tailored to individual needs and focuses on counselling and lifestyle management to support long-term recovery, while fostering a supportive community among graduates. We extend that support to graduates' families and loved ones, as research and our experience has shown that recovery is most successful when those closely connected to a person in treatment also receive support themselves.

"I enjoy aftercare, it's a time to engage, listen to others and share my experiences. [the aftercare counsellor] is kind, patient, nonjudgmental, professional, down to earth and goes out of her way to help people with resources if she can! I'm really lucky to have the opportunity to work with her".



This year Tamarack provided an outstanding **1,473 hours** of aftercare services to our graduates, a **50% increase** on last year's numbers. This year 85% of aftercare survey respondents reported that they continue to return for counselling with a Tamarack counsellor; **100% of aftercare survey respondents attend our aftercare group** offered to all graduates and taking place twice weekly at The Branch.



Increasing Access and Building Safe(r) Spaces

BUILDING FINANCIAL SUSTAINABILITY AND INCREASING ACCESS THROUGH THE PARTICIPANT SUBSIDY FUND

Over the past half-century, Tamarack has demonstrated the power of a holistic, participant-centered program that prioritizes depth of care. Our time-tested approach is what makes Tamarack uniquely successful, and we are dedicated to sustaining a gold-standard level of care with meaningful results.

Our path ahead is not without its challenges. Financial need is a significant barrier to accessing addictions treatment in Winnipeg. The majority of our participants do not have the means to self-fund their treatment and many also lack other forms of financial support, such as coverage through employee assistance or insurance plans.

In the face of this challenge, and recognizing the acute need for accessible, high-impact addictions treatment in Winnipeg, Tamarack, with the support of a multi-year funding commitment from The Moffat Family Fund at The Winnipeg Foundation and donations from supporters, established a Participant Subsidy Fund in 2020. This fund helps facilitate access to treatment spaces for individuals who may not otherwise be able to afford addictions treatment. Ongoing donations and continuing support from the Moffatt Family Fund at The

Winnipeg Foundation, as well as the Bruce Oake Foundation and private donors, have allowed us to offer this vital and responsive program for a further year.

This year 19 participants were supported by the Participant Subsidy Fund, either through full fee support or supplementing the funding they were able to provide. Having the level of flexibility to provide funded places in full or in part has empowered our participants to determine what they can contribute to their treatment, if anything, and to feel confident asking for and receiving support.

“I am feeling content, capable, resilient and assured. Had the funders not been agreeable to financially assisting me on this path, I do not think I would have attained a similar level of recovery. Words seem a slight acknowledgement in relation to the gift that has been given me...I have been given my life back, and I will be forever grateful. I was not expecting the kindness, understanding and generosity given to me...Had it not been for this [funding], I would not have had the means to have participated in this program”.



In order to sustain our Fund, we must raise \$200,000 annually to ensure that Tamarack's life-changing wraparound treatment and recovery support is available to everyone who needs it.

This year we worked to evolve our funding model to garner increased investment from other sources so we can continue to operate our high-quality, comprehensive treatment program without compromise, while ensuring access to participants.

A grant from the Government of Canada's Community Services Recovery Fund allowed us to develop and launch this new funding model with strategies and tools for engaging partners in philanthropy, the private sector, and all levels of government. The model is designed to support the diversification of funding sources and build a strong and sustainable

financial direction for Tamarack so we can continue to operate our programming without compromise, while ensuring equitable access for participants.

This year, this work has enabled us to build our first-ever case for support for use in funding proposals and launch a new website. We have also established a suite of internal tools, systems and practices for the smooth management of fundraising operations.

A particularly positive outcome of this work has been the new relationships forged with Winnipeg's philanthropic community. This project has already had a significant impact on our organization – and we expect this to grow as we implement plans to leverage Tamarack's 50th anniversary year in 2025 to deepen our donor base.



INCREASING ACCESS THROUGH THE CREATION OF SAFE(R) SPACES

At Tamarack, we take pride in living our values of safety, integrity, respect, excellence, and compassion. We are driven by a commitment to equity and widening access for people seeking addictions treatment and create an inclusive and culturally responsive program that is tailored to the diversity of our community.

Indigenous Programming: Through governance processes, staffing, and programming, we acknowledge Canada's history of engagement with the First Peoples and work towards reconciliation and collaboration in how we meet participants' needs. Tamarack strives to integrate Indigenous healing practices, knowledge sharing, and community engagement into our programs through volunteerism and workshops. This year, we have connected with Indigenous community members to establish how best to offer or

provide access to a range of Indigenous-led and culturally supportive programming for our staff and participants.

Inclusive Care: Traditionally, treatment offerings in Manitoba operate programs according to the male-female binary and are not fully inclusive of the 2SLGBTQI+ community. Tamarack is the only treatment centre in Winnipeg that welcomes all genders, providing such offerings as dedicated private bedroom spaces to ensure a person's identity is not a barrier to treatment. We are also actively engaged in a variety of anti-oppression trainings and other Diversity, Equity and Inclusion learning opportunities to support a sense of safety and belonging for everyone in our community, from participants and graduates to staff and board members.



Interior Improvements – While the 100-year-old building that is home to Tamarack’s addictions treatment centre is central to our community-based model, it also brings space and layout constraints that are having a significant impact on our ability to deliver an accessible, inclusive, and supportive treatment experience. Informed in large part by the desire to be able to offer greater access and a sense of safety to members of the 2SLGBTQIA+ community, along with the need to ensure efficient and timely access to treatment, we made the decision to repair and evolve an underused area of the home into offices and a fitness space, allowing us to use the newly vacant rooms for participant accommodation.

In the fall of 2024, the repair and renovation work began and as we wrap up this fiscal year (March 2025), we are nearing completion of the fitness and yoga area along with three new

offices for Tamarack staff, freeing up space for new private bedrooms. Offering in-house opportunities for boosting physical and mental health to participants through the creation of these spaces will be an important and positive addition to our holistic program.

Our community of funders and supporters have helped make this project a reality and we are deeply grateful for the support from Canada Life; The Winnipeg Foundation; Princess Auto Foundation; Access Credit Union, BIL Security and Youth in Philanthropy at The Winnipeg Foundation. These generous funders have helped support a very “Tamarack” project – participant driven, with a focus on finding creative solutions to challenges and building a community of support to achieve something lasting and impactful.



MAINTAINING EXEMPLARY STANDARDS THROUGH CONTINUOUS EVALUATION AND GROWTH

Tamarack's quality of care benefits from robust internal evaluation practices as well as external accreditation, ensuring accountability to participants and their loved ones as well as to our staff, stakeholders, and community. Tamarack is proud to be a learning-oriented organization, working at the intersection of evidence-based, experience-backed practices and participant-centered responsiveness. We collect extensive data and feedback, from participants, families, staff, and our Board, while keeping abreast of emerging needs in the addictions landscape, to understand program strengths and identify opportunities for improvement and enhancement.

Tamarack has demonstrated its commitment to the highest standards of care with accreditation from Accreditation Canada, a nonprofit, independent organization accredited by the International Society for Quality in Health Care. Since our first accreditation in 2014, Tamarack has retained Exemplary Standing, the highest level of performance that can be attained in the Accreditation Canada program, demonstrating

excellence in line with criteria such as accessibility, safety, client-centered services, continuity of care, and efficiency. Tamarack's most recent accreditation report affirmed that "Quality improvement is embedded into the culture of the organization."

Tamarack is also fully accredited by Imagine Canada, demonstrating organizational excellence in five areas of operation: board governance, financial accountability and transparency, fundraising, staff management, and volunteer involvement. This recognition is a testament to our rigorous financial management and accountability to our board, funders, stakeholders, and community.

Tamarack continually monitors a wide range of quality indicators to ensure we continue to meet and exceed the high standards we have set for safety, participant wellbeing, and staff support. From this data and feedback, we make real-time improvements to our programming and staff support as well as build upon the successes within the program.

IN 2024-25 WE LEARNED THAT PARTICIPANTS WERE:

100%

**SATISFIED OR
VERY SATISFIED
WITH BOTH
COUNSELLORS
AND RCWS**

"Counselors were amazing...they are all extremely polite and respectful and most importantly knowledgeable about absolutely everything around recovery there wasn't a single question I asked either in class or in one on one sessions that went unanswered".

"The counsellors were... all incredibly non-judgmental and welcoming, each with their own approach which allowed insight and feedback to be very well rounded".

"I formed positive relationships with the RCW's and found that they were a helpful

support. They made the rules clear, yet treated us like people".

"The rcw's were phenomenal. I don't have one single bad thing to say about any of them. They always have a smile on their faces and are never slow to help us with whatever we need. They go above and beyond to make sure our time here goes as smoothly as possible".

"I've had many inspirational and meaningful conversations with RCWS who were present after the counsellors had finished for the day".

83%

**VERY SATISFIED
WITH THE
SAFETY OF
THE FACILITY**

"I felt very safe here knowing that it was alcohol and drug free".

"The house is wonderful and such a safe space, you can be yourself and be vulnerable at the same time and there is no passing judgment".

"Never have I felt like I was in a safer environment than at Tamarack".

"I will always remember Tamarack as my safe place to get clean. Even though there are tears there is so much love here that I'm beyond grateful for this opportunity".

89%

**VERY SATISFIED
WITH QUALITY
OF TREATMENT**

"I did not expect the high level of care received while I was here. From accommodations, to programming, staff, and meals, everything was great. I like that all of the participant's were part of 'house life'".

"Coming to Tamarack was the best decision I have ever made in my life.

The quality of the treatment I've received here was beyond superior".

"This place saved my life and my family I am so impressed with how well structured things are here the classes were so informative and comforting".

Sustained recovery: In annual surveys of graduates, 90% of respondents were sober on the survey date and 54% had been sober since graduation—ranging from three months up to 32 years.

FOR THE TWELFTH YEAR IN A ROW:

100%

**OF PARTICIPANTS
WOULD
RECOMMEND
THIS PROGRAM
TO OTHERS:**

"I can see how Tamarack has one of the best track records for any rehab, this place is outstanding. I learned so much about myself and why my life went the way it did".

"I will never forget the influence Tamarack had on not just my addiction recovery but my spiritual well-being. I am forever grateful for the Tamarack Addictions Recovery program".

"My experience at Tamarack has been truly life changing. I'm amazed by the level of programming and the brilliance with which everything is set up. This program has made me take a deep look at my life and where I want to be. I believe it's provided me with all of the tools/ information/resources/support to get there and to build a better life".



On The Horizon...

In the next fiscal year Tamarack will be celebrating the 50th anniversary of its incorporation. We are planning to mark this half-century of service to the community with a range of celebratory activities that will honour our supporters, highlight our achievements, and build a broad base of support for a sustainable future through the launch of our own endowment fund.

50 YEARS

A special 50th Anniversary web page at <https://tamarackrehab.org/50th-anniversary/> will be a repository for all anniversary-related information, event announcements and news stories.





Our Supporters

We are grateful to the individuals, foundations and governmental agencies who have funded our work. Your partnership brings higher standards of care to people navigating addiction recovery. It also demonstrates your belief and trust in Tamarack's work, our team, and most of all, our participants and graduates. Together, we are providing the support that allows people in recovery to see and realize their potential.



OUR FOUNDATION AND GOVERNMENT SUPPORTERS INCLUDE:

Province of Manitoba

The Moffat Family Fund at
The Winnipeg Foundation

The Winnipeg Foundation

Manitoba Liquor & Lotteries
Corporation

The Bruce Oake Memorial Foundation

Canada Life

The Princess Auto Foundation

Access Credit Union

Cambrian Credit Union

BIL Security

Youth in Philanthropy at TWF



TAMARACK REHAB INC.T/A TAMARACK RECOVERY CENTRE

Financial Statements

YEAR ENDED MARCH 31, 2025

TAMARACK REHAB INC.T/A TAMARACK RECOVERY CENTRE
Index to Financial Statements
Year Ended March 31, 2025

	Page
INDEPENDENT AUDITOR'S REPORT	23 - 24
FINANCIAL STATEMENTS	
Statement of Financial Position	25
Statement of Revenues and Expenses	26
Statement of Changes in Net Assets	27
Statement of Cash Flows	28
Notes to Financial Statements	29 - 30
Tamarack(60 Balmoral) (<i>Schedule 1</i>)	31
The Branch(54 Balmoral) (<i>Schedule 2</i>)	32

INDEPENDENT AUDITOR'S REPORT

To the Members of TAMARACK REHAB INC.T/A TAMARACK RECOVERY CENTRE

Opinion

We have audited the financial statements of TAMARACK REHAB INC.T/A TAMARACK RECOVERY CENTRE (the "organization"), which comprise the statement of financial position as at March 31, 2025, and the statements of revenues and expenses, changes in net assets and cash flows for the year then ended, and notes to the financial statements, including a summary of significant accounting policies.

In our opinion, the accompanying financial statements present fairly, in all material respects, the financial position of the organization as at March 31, 2025, and the results of its operations and cash flows for the year then ended in accordance with Canadian accounting standards for not-for-profit organizations (ASNPO).

Basis for Opinion

We conducted our audit in accordance with Canadian generally accepted auditing standards. Our responsibilities under those standards are further described in the *Auditor's Responsibilities for the Audit of the Financial Statements* section of our report. We are independent of the organization in accordance with ethical requirements that are relevant to our audit of the financial statements in Canada, and we have fulfilled our other ethical responsibilities in accordance with these requirements. We believe that the audit evidence we have obtained is sufficient and appropriate to provide a basis for our opinion.

Responsibilities of Management and Those Charged with Governance for the Financial Statements

Management is responsible for the preparation and fair presentation of the financial statements in accordance with ASNPO, and for such internal control as management determines is necessary to enable the preparation of financial statements that are free from material misstatement, whether due to fraud or error.

In preparing the financial statements, management is responsible for assessing the organization's ability to continue as a going concern, disclosing, as applicable, matters related to going concern and using the going concern basis of accounting unless management either intends to liquidate the organization or to cease operations, or has no realistic alternative but to do so.

Those charged with governance are responsible for overseeing the organization's financial reporting process.

(continues)

Auditor's Responsibilities for the Audit of the Financial Statements

Our objectives are to obtain reasonable assurance about whether the financial statements as a whole are free from material misstatement, whether due to fraud or error, and to issue an auditor's report that includes our opinion. Reasonable assurance is a high level of assurance, but is not a guarantee that an audit conducted in accordance with Canadian generally accepted auditing standards will always detect a material misstatement when it exists. Misstatements can arise from fraud or error and are considered material if, individually or in the aggregate, they could reasonably be expected to influence the economic decisions of users taken on the basis of these financial statements.

As part of an audit in accordance with Canadian generally accepted auditing standards, we exercise professional judgment and maintain professional skepticism throughout the audit. We also:

- Identify and assess the risks of material misstatement of the financial statements, whether due to fraud or error, design and perform audit procedures responsive to those risks, and obtain audit evidence that is sufficient and appropriate to provide a basis for our opinion. The risk of not detecting a material misstatement resulting from fraud is higher than for one resulting from error, as fraud may involve collusion, forgery, intentional omissions, misrepresentations, or the override of internal control.
- Obtain an understanding of internal control relevant to the audit in order to design audit procedures that are appropriate in the circumstances, but not for the purpose of expressing an opinion on the effectiveness of the organization's internal control.
- Evaluate the appropriateness of accounting policies used and the reasonableness of accounting estimates and related disclosures made by management.
- Conclude on the appropriateness of management's use of the going concern basis of accounting and, based on the audit evidence obtained, whether a material uncertainty exists related to events or conditions that may cast significant doubt on the organization's ability to continue as a going concern. If we conclude that a material uncertainty exists, we are required to draw attention in our auditor's report to the related disclosures in the financial statements or, if such disclosures are inadequate, to modify our opinion. Our conclusions are based on the audit evidence obtained up to the date of our auditor's report. However, future events or conditions may cause the organization to cease to continue as a going concern.
- Evaluate the overall presentation, structure and content of the financial statements, including the disclosures, and whether the financial statements represent the underlying transactions and events in a manner that achieves fair presentation.

We communicate with those charged with governance regarding, among other matters, the planned scope and timing of the audit and significant audit findings, including any significant deficiencies in internal control that we identify during our audit.

Winnipeg, MB
June 10, 2025



CHARTERED PROFESSIONAL ACCOUNTANTS

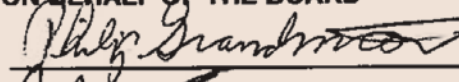

TAMARACK REHAB INC.T/A TAMARACK RECOVERY CENTRE

Statement of Financial Position

March 31, 2025

	2025	2024
ASSETS		
CURRENT		
Cash	\$ 1,260,806	\$ 804,545
Accounts receivable	69,226	56,713
Goods and services tax recoverable	5,785	2,464
Prepaid expenses	537	-
	1,336,354	863,722
CAPITAL ASSETS (Note 3)	1,142,053	1,066,536
LONG TERM INVESTMENTS	20,000	-
	\$ 2,498,407	\$ 1,930,258
LIABILITIES AND NET ASSETS		
CURRENT		
Accounts payable	\$ 11,678	\$ 11,675
Current portion of long term debt (Note 4)	18,000	18,000
Wages payable	69,483	75,554
Deferred income	829,917	485,257
	929,078	590,486
LONG TERM DEBT (Note 4)	231,152	239,037
DEFERRED CONTRIBUTIONS RELATED TO CAPITAL ASSETS	483,434	503,577
	1,643,664	1,333,100
NET ASSETS	854,743	597,158
	\$ 2,498,407	\$ 1,930,258

ON BEHALF OF THE BOARD

 Director
 Director

TAMARACK REHAB INC.T/A TAMARACK RECOVERY CENTRE
Statement of Revenues and Expenses
Year Ended March 31, 2025

	Budget 2025	Total 2025	Total 2024
REVENUES			
Other Grants	\$ 434,205	\$ 339,843	\$ 265,569
Manitoba Health	459,900	459,900	459,900
Client subsidy fund	192,000	150,375	160,291
Self Referrals	70,000	135,797	71,666
Winnipeg Regional Health (Housing)	109,500	109,500	109,800
Third party funded treatment	25,800	92,400	19,500
Federal Government	80,000	57,799	73,837
Provincial Government - Income Security	44,000	38,774	42,866
Fundraising and donations	50,000	29,800	14,741
Deferred contributions related to capital assets	-	20,143	20,982
Manitoba Housing and Renewal Corp. - Rent subsidy	12,420	17,847	12,075
Grocery contribution	14,000	6,922	13,320
Other Income	1,000	6,146	1,273
	1,492,825	1,465,246	1,265,820
EXPENSES			
Advertising and promotion	14,000	16,755	3,258
Amortization	-	43,661	43,042
Delivery, freight and express	60	58	-
Employee benefits	52,973	63,778	52,533
Equipment and Furniture	17,000	17,209	16,858
Food	109,000	86,777	75,446
Fundraising	-	-	5,638
House Effects	6,000	3,240	3,547
Insurance	27,856	28,085	30,930
Interest and bank charges	2,100	2,098	1,316
Interest on long term debt	10,500	10,115	10,450
Janitorial Supplies	14,000	13,289	12,086
Miscellaneous	2,650	1,732	1,012
Office	26,900	14,655	14,640
Professional Fees - Program	36,000	24,535	7,800
Professional fees	7,000	6,570	6,570
Property taxes	10,272	10,486	10,767
Repairs and maintenance	268,000	134,398	21,198
Research and grant expense	1,000	-	2,035
Salaries and wages	831,769	802,913	800,017
Staff Development	5,000	4,141	3,513
Supplies	12,600	9,417	9,194
Telephone	6,075	5,526	5,632
Travel	300	32	15
Utilities	30,550	27,371	25,780
	1,491,605	1,326,841	1,163,277
EXCESS OF REVENUES OVER EXPENSES	\$ 1,220	\$ 138,405	\$ 102,543

TAMARACK REHAB INC.T/A TAMARACK RECOVERY CENTRE
Statement of Changes in Net Assets
Year Ended March 31, 2025

	Unrestricted Net Assets	Invested in Capital Assets	2025	2024
NET ASSETS - BEGINNING OF YEAR	\$ 291,238	\$ 305,920	\$ 597,158	\$ 494,615
Excess of revenues over expenses	161,923	(23,518)	138,405	102,543
Capital additions	-	119,180	119,180	-
Principal reduction of mortgage	(7,885)	7,885	-	-
NET ASSETS - END OF YEAR	\$ 445,276	\$ 409,467	\$ 854,743	\$ 597,158

TAMARACK REHAB INC.T/A TAMARACK RECOVERY CENTRE

Statement of Cash Flows

Year Ended March 31, 2025

	2025	2024
OPERATING ACTIVITIES		
Excess of revenues over expenses	\$ 138,405	\$ 102,543
Item not affecting cash:		
Amortization of capital assets	43,661	43,042
	<u>182,066</u>	<u>145,585</u>
Changes in non-cash working capital:		
Accounts receivable	(12,513)	155,776
Accounts payable	4	(5,534)
Deferred income	344,660	156,640
Prepaid expenses	(537)	5,055
Goods and services tax payable	(3,321)	557
Wages payable	(6,071)	3,746
	<u>322,222</u>	<u>316,240</u>
Cash flow from operating activities	<u>504,288</u>	<u>461,825</u>
INVESTING ACTIVITY		
Long term Investments	(20,000)	-
Cash flow from (used by) investing activity	<u>(20,000)</u>	<u>-</u>
FINANCING ACTIVITIES		
Repayment of long term debt	(7,885)	(47,550)
Deferred contributions related to capital assets	(20,142)	(20,983)
Cash flow used by financing activities	<u>(28,027)</u>	<u>(68,533)</u>
INCREASE IN CASH FLOW	456,261	393,292
Cash - beginning of year	<u>804,545</u>	<u>411,253</u>
CASH - END OF YEAR	<u>\$ 1,260,806</u>	<u>\$ 804,545</u>

TAMARACK REHAB INC.T/A TAMARACK RECOVERY CENTRE

Notes to Financial Statements

Year Ended March 31, 2025

1. DESCRIPTION OF OPERATIONS

Tamarack Recovery Centre operates two residential treatment facilities for individuals with chemical and alcohol dependencies and other drug abuse problems, which facilitates independent living and lifestyle change. Tamarack Recovery Centre is incorporated under the Manitoba Corporations Act as a non-profit organization and is a registered charity under the Income Tax Act (Canada).

2. SUMMARY OF SIGNIFICANT ACCOUNTING POLICIES

Basis of presentation

The financial statements were prepared in accordance with Canadian accounting standards for not-for-profit organizations (ASNPO).

Revenue recognition

TAMARACK REHAB INC.T/A TAMARACK RECOVERY CENTRE follows the deferral method of accounting for contributions.

Restricted contributions are recognized as revenue in the year in which the related expenses are incurred. Unrestricted contributions are recognized as revenue when received or receivable if the amount to be received can be reasonably estimated and collection is reasonably assured. Endowment contributions are recognized as direct increases in net assets.

Restricted investment income is recognized as revenue in the year in which the related expenses are incurred. Unrestricted investment income is recognized as revenue when earned.

Seminar fees are recognized as revenue when the seminars are held.

Measurement uncertainty

The preparation of financial statements in conformity with Canadian accounting standards for not-for-profit organizations requires management to make estimates and assumptions that affect the reported amount of assets and liabilities, disclosure of contingent assets and liabilities at the date of the financial statements and the reported amounts of revenues and expenses during the period. Such estimates are periodically reviewed and any adjustments necessary are reported in earnings in the period in which they become known. Actual results could differ from these estimates.

Capital assets

Tangible capital assets are stated at cost less accumulated amortization. Tangible capital assets are amortized over their estimated useful lives at the following rates and methods:

Buildings	4%	declining balance method
Computer equipment	33%	declining balance method
Computer software	50%	declining balance method
Other machinery and equipment	20%	declining balance method
Furniture and fixtures	10%	declining balance method
Appliances	10%	declining balance method

TAMARACK REHAB INC.T/A TAMARACK RECOVERY CENTRE

Notes to Financial Statements

Year Ended March 31, 2025

3. CAPITAL ASSETS

	Cost	Accumulated amortization	2025 Net book value	2024 Net book value
Land	\$ 42,836	\$ -	\$ 42,836	\$ 42,836
Buildings	1,382,183	291,624	1,090,559	1,014,336
Equipment	53,738	47,054	6,684	7,141
Computer equipment	31,660	31,587	73	110
Computer software	1,957	1,957	-	-
Appliances	21,109	19,208	1,901	2,113
	<u>\$ 1,533,483</u>	<u>\$ 391,430</u>	<u>\$ 1,142,053</u>	<u>\$ 1,066,536</u>

4. LONG TERM DEBT

	2025	2024
Belgian-Alliance Credit Union loan bearing interest at 4.19% per annum. The loan was secured by building at 54 Balmoral Street.	\$ 249,152	\$ 257,037
Amounts payable within one year	<u>(18,000)</u>	<u>(18,000)</u>
	<u>\$ 231,152</u>	<u>\$ 239,037</u>

5. ECONOMIC DEPENDENCE

The operations of Tamarack Rehab Inc. T/A Tamarack Recovery Centre are economically dependent on the ongoing financial support of Manitoba Health, contracts and per diems.

TAMARACK REHAB INC.T/A TAMARACK RECOVERY CENTRE

Tamarack(60 Balmoral)

(Schedule 1)

Year Ended March 31, 2025

	2025	2024
REVENUES		
Manitoba Health	\$ 459,900	\$ 459,900
Client subsidy fund	150,375	160,291
Other Grants	155,180	101,268
Federal Government	57,799	73,837
Self Referrals	98,486	50,800
Provincial Government - Income Security	27,841	23,768
Third party funded treatment	91,800	19,500
Fundraising and donations	29,800	14,214
Other Income	6,146	1,273
	1,077,327	904,851
EXPENSES		
Advertising and promotion	16,755	3,258
Amortization	10,209	8,196
Delivery, freight and express	58	-
Employee benefits	44,726	36,779
Equipment and Furniture	13,389	11,655
Food	57,090	51,177
Fundraising	-	5,638
House Effects	2,174	2,242
Insurance	14,042	14,870
Interest and bank charges	1,966	1,320
Janitorial Supplies	7,670	6,463
Miscellaneous	1,693	926
Office	11,234	11,889
Professional Fees - Program	24,535	7,800
Professional fees	4,205	4,599
Property taxes	4,642	5,225
Repairs and maintenance	129,867	16,634
Research and grant expense	-	2,035
Salaries and wages	560,802	561,123
Staff Development	4,141	3,513
Supplies	6,564	6,811
Telephone	3,518	3,831
Travel	32	15
Utilities	15,440	13,884
	934,752	779,883
EXCESS OF REVENUES OVER EXPENSES	\$ 142,575	\$ 124,968

TAMARACK REHAB INC.T/A TAMARACK RECOVERY CENTRE

The Branch(54 Balmoral)

(Schedule 2)

Year Ended March 31, 2025

	2025	2024
REVENUES		
Other Grants	\$ 184,664	\$ 164,301
Winnipeg Regional Health (Housing)	109,500	109,800
Deferred contributions related to capital assets	20,143	20,982
Self Referrals	37,310	20,866
Provincial Government - Income Security	10,933	19,098
Grocery contribution	6,922	13,320
Manitoba Housing and Renewal Corp. - Rent subsidy	17,847	12,075
Fundraising and donations	-	527
Third party funded treatment	600	-
	387,919	360,969
EXPENSES		
Amortization	33,453	34,847
Employee benefits	19,052	15,753
Equipment and Furniture	3,820	5,203
Food	29,687	24,269
House Effects	1,066	1,305
Insurance	14,042	16,060
Interest and bank charges	133	-
Interest on long term debt	10,115	10,450
Janitorial Supplies	5,619	5,623
Miscellaneous	39	86
Office	3,421	2,751
Professional fees	2,365	1,971
Property taxes	5,844	5,542
Repairs and maintenance	4,531	4,564
Salaries and wages	242,111	238,894
Supplies	2,853	2,383
Telephone	2,008	1,801
Utilities	11,931	11,896
	392,090	383,398
DEFICIENCY OF REVENUES OVER EXPENSES	\$ (4,171)	\$ (22,429)



TAMARACK
RECOVERY CENTRE

TamarackRehab.org

