

ANNUAL REPORT

2024



**TAMARACK**  
RECOVERY CENTRE



**1**

**Mission, Vision & Values**

Land Acknowledgement

**2**

**About Tamarack**

**3**

**Why Tamarack**

Safe, Inclusive Environment

More Time, Greater Access

Seamless Post-Treatment  
Support

Demonstrated Impact

**5**

**Board Members  
Staff**

**6**

**Our Participants**

**8**

**Tamarack's  
Valued Services**

A Wraparound Approach  
Designed For Impact

Pretreatment Program –  
New!

Tamarack's Treatment  
Program

**16**

**On The Horizons**

**18**

**Our Supporters**

**21**

**Financial Statements**

**23**

**Index to Financial  
Statements**

**24**

**Independent  
Auditor's Report**

**26**

**Statement of  
Financial Position**

**27**

**Statement of Revenue  
and Expenditures**

**28**

**Statement of Changes  
in Net Assets**

**29**

**Statement of  
Cash Flows**

**30**

**Notes to Financial  
Statements**

**32**

**Tamarack (60 Balmoral)  
Schedule 1**

**33**

**Tamarack (54 Balmoral)  
Schedule 2**

**Mission** To provide a safe, welcoming environment where individuals are supported in recovery to realize their full potential.

**Vision** Healthy people, free from addiction.

**Values** Our values are based on a dedication and commitment to:

- |                   |  |
|-------------------|--|
| <b>Safety</b>     | Creating a warm, welcoming environment where the safety and care of all is key.  |
| <b>Integrity</b>  | Holding ourselves to the highest standards of personal and professional integrity, reflected in our ongoing commitment to ethical practice and serving as an example to all. |
| <b>Respect</b>    | Recognizing and valuing diversity, being responsive to personal recovery needs and treating all people as unique individuals deserving of the best care.                     |
| <b>Excellence</b> | Using our knowledge and experience to deliver the highest-quality services and seek out opportunities to improve and excel.  |
| <b>Compassion</b> | Inspiring hope through our belief in the fundamental value of every human being, their resilience, and their ability to change.  |

**Land Acknowledgement**

Tamarack Recovery Centre is on Treaty 1 Territory, the traditional home of the Anishinaabe and homeland of the Métis Nation.

For thousands of years, Indigenous people, including the Cree, Dene, Assiniboine, Oji-Cree, and Dakota, have used “Where the Rivers Meet”—now known as The Forks in Winnipeg—to gather, trade, celebrate, coexist, and develop relationships with others.

It is in this spirit of cooperation and in recognition of this history, including harms caused by colonialism, that Tamarack endeavours to uphold the Truth and Reconciliation Commission’s Calls to Action as we seek to help people recover from drug and alcohol dependency.

# ABOUT TAMARACK



Jacey Riedle, 2023

**TAMARACK RECOVERY CENTRE** is a nonprofit, 12-bed, all-gender recovery treatment centre at 60 Balmoral providing addiction treatment and recovery services in Winnipeg. Tamarack also operates The Branch, a second-stage treatment option and sober living space on 54 Balmoral for program graduates looking to extend their recovery in safe, affordable shared housing. Our highly accredited programming is rooted in recognized best practices and evidence-based treatment to support individuals who seek to recover from addictions. We take a trauma-informed approach to ensure that participants who have experienced trauma and/or mental health challenges receive the most appropriate care. Our programming balances structure with flexibility, providing community-based treatment that works.



# Why Tamarack?

**SAFE, INCLUSIVE ENVIRONMENT:** We commit to creating a safe(r) space for everyone. We want all participants, visitors, and staff to feel welcome here, no matter their religious beliefs, culture, race, gender, or sexual orientation. We value compassion and respect, and strive to create a family-like atmosphere where everyone feels accepted, supported, and free to express who they are.

**MORE TIME, GREATER ACCESS:** We offer a 60- to 78-day residential treatment program for individuals wishing to achieve sobriety from substance addictions, such as alcohol and drugs, as well as behavioural addictions such as gambling. Our unique longer-term program provides support for participants to begin healing from trauma, while building recovery and living skills using evidence-based approaches to treatment. We offer a low-cost fee structure and a Participant Subsidy Fund buoyed by philanthropy to ensure no one is turned away for lack of funds.

## **SEAMLESS POST-TREATMENT SUPPORT:**

All treatment graduates have access to free, unlimited aftercare support through a dedicated program that focuses on lifestyle management to support long-term recovery—a unique offering that sets Tamarack apart from other programs without post-treatment services. Tamarack's new transitional housing program, The Branch, expands these supports with a next-step option for graduates who wish to develop greater independence and grow in recovery while continuing to live in safe, supervised sober housing.

**DEMONSTRATED IMPACT:** Tamarack's services are life-changing—and potentially life-saving—for Manitobans experiencing addictions. Many of our participants sustain long-term recovery from their addiction and go on to become strong contributing members of society: since 2013, the Centre has an average completion rate of 83%, far exceeding the industry average of 44% for long-term residential addictions treatment, and graduates of Tamarack report post-treatment sobriety rates well above national norms.









# Board Members

## **Chairman**

Philip Grandmont

## **Treasurer**

Bruce Carney

## **Secretary**

Ken Deptuck

## **Executive Director (ex-officio)**

Lisa Cowan

## **Member**

Mintie Grienke to May 2023

Tobia Neufeld to September 2023

Vanessa Cook

Emilie Cook

River Johnson

# Staff

## **Executive Director**

Lisa Cowan

## **Clinical and Transition Supervisor**

Joanne Riedle

## **Operations Manager**

Sherry Gable

## **Addictions Counsellors**

Tabitha Comeau

Darroll Kovalsky

## **Intake and In-house Care Worker Coordinator**

Dawn Kirkpatrick

## **Aftercare Counsellor and Case Manager**

Charmaine Yurechuk

## **Daytime In-House Care Worker**

Karen Gutwein

## **Case Manager**

Colleen Gault

## **In-House Care Workers**

Angela Anderson Johnson

Serign Ceesay

Roberta Douglas

Ken Dussome

Cheyenne Esquash

Nicholas Esquash

Colleen Gault

Paul Gautron

Dayna Goudie

Bill Kroeber

Darian Lillie

Jacey Riedle

Chrissy Skelding

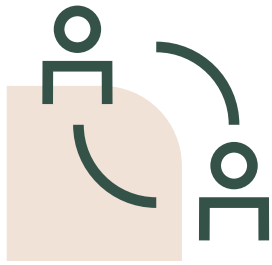
Mallory Skelding

Nancy Trafton

Keegan Vergara

Beverly Welsh





## Our Participants

Tamarack invites participants aged 18+ who identify as having an addiction to one or more substances. Among our 2023-24 participants:

**64%**

identified as women – amounting to a 30% increase from last year

**45%**

identified as Indigenous – this is a 50% increase from last year

**50%**

had both mental health and substance use diagnoses – a 20% increase from last year

**40 yrs**


The average age across the genders was 40 years' old.



### PARTICIPANT PRIMARY ADDICTION REPORTED

- Alcohol 39% (23)**
- Crack cocaine 25% (15)**
- Methamphetamines 17% (10)**
- Power cocaine 8% (5)**
- Opiates 7% (4)**
- Cannabis 2% (1)**
- MDMA 2% (1)**





Our participant **completion rate for 2023–24** was **77%**, an increase on last year's completion rate of 70% and well-above the average of 44% among other long-term residential addictions treatment programs.



## Tamarack's Valued Services

# A WRAPAROUND APPROACH DESIGNED FOR IMPACT

Tamarack has developed a unique and comprehensive model that starts before participants begin treatment and continues in perpetuity to support sustained recovery. The program offers four phases of support: pretreatment, residential treatment, ongoing aftercare services and an optional transitional housing program. Our programming is rooted in recognized best practices and evidence-based treatment to support individuals who seek to recover from addictions. We take a trauma-informed approach to treatment to ensure that participants who have experienced trauma and/or mental health challenges receive the most appropriate care for their substance use. Our program balances structure with flexibility, providing client-driven, community-based treatment that works.

This comprehensive service offering is what leads to impactful results and overwhelmingly positive feedback from our participants:

**For the eleventh year in a row, 100% of participants  
would recommend this program to others.**





**“For anyone trying to work on addiction this is what is needed, certainly what I needed...It has been a night and day experience to other facilities.”**

– Tamarack Participant

Data and participant feedback show the life-changing—and potentially life-saving—impact of comprehensive, trauma-informed care for Manitobans experiencing addiction. We know from follow-up surveys with our graduates that they achieve above-average sobriety rates and maintain a high (self-rated) quality of life. In six annual text surveys, of the participants who responded, 90% were

sober on the days the surveys were taken with 54% having remained sober since completing treatment (ranging from three months up to an amazing 32 years!) And our two-year follow-up surveys show that 90% of respondents report that they are healthier; feel like they can achieve new goals and have a sense of hope for the future.

## PRETREATMENT PROGRAM – NEW!

While 83% of applicants reported that they chose Tamarack because “it was recommended by someone I trust,” Tamarack’s new Pretreatment Program is tailored to help potential participants prepare for our in-house addictions treatment program by identifying and addressing barriers that may hinder their ability to successfully enter and/or complete in-house treatment. We want each of our participants to be set up to successfully complete our in-house treatment program and gain access to the unlimited aftercare supports that Tamarack offers — a service combination that has helped so many Manitobans get sober and maintain long-term recovery.

This specialized program is provided free of charge and consists of three phases: Stabilize, Support and Sustain. It rounds out Tamarack’s holistic approach to supporting Manitobans with addictions from the beginning of their recovery journey to the post-treatment maintenance phase. Our counsellors and Intake Coordinator use an in-house toolbox of evidence-based methods, resources, and strategies to support participants, including counselling sessions and individualized work plans designed to address detox and other readiness factor(s) not yet in place. Offsite detox support is also offered when it is deemed safe and appropriate.

The Pretreatment Program also plays a crucial role within the wider addictions network by serving as a critical access point to the various addictions services and supports in the community that can be challenging for people to navigate. All individuals contacting Tamarack for treatment are now provided with tools to strengthen their first steps on the recovery journey along with support and guidance in accessing the next appropriate service(s) for their unique situation. For some this may be the provision of resources while they await treatment at Tamarack, for others it may be other necessary ancillary support, such as medical detox, housing, and mental health services. Tamarack understands the complexity of the addiction treatment network in Manitoba and is well-placed to serve as a systems navigator for individuals at this Pretreatment stage.

**“It felt comfortable right away”**

**“Staff and residents were friendly and helpful”**

**“I found it friendly and welcoming”**

With the Pretreatment Program in place, Tamarack can now deliver a unique and fully comprehensive model that starts before participants begin treatment and continues in perpetuity to support sustained recovery. The program, which supported 225 people during this pilot year, has been a success and we will continue to integrate what we have learned (and continue to learn) as we deliver it as a core component of our model.







## TAMARACK'S TREATMENT PROGRAM

Tamarack has created a holistic approach to recovery, supporting participants' mental, physical, and emotional healing. Our trauma-informed program is designed to help participants recognize and understand the issues that have contributed to their substance use disorder, while learning and practicing new life skills that can foster long-term recovery. The process of recovery involves making connections between long-term pain and the use of addictive behaviours as an attempt to cope. Through workshops, individual counselling, and group therapy, Tamarack introduces practical tools, skills, and insights that can empower participants to begin to work on unresolved issues, rebuild relationships, and connect with healthy supports that help maintain long-term recovery. Unlike the typical 21-day program, Tamarack's depth-oriented treatment lasts a minimum of 60 days.

### **EQUITABLE ACCESS TO TAMARACK'S TREATMENT PROGRAM**

Tamarack prides itself on living out our values of safety, integrity, respect, excellence, and compassion. The word that is most used to describe Tamarack is "welcoming" and it is antithetical to our values to have to turn anyone experiencing addiction away because of financial need. In the face of this challenge, and recognizing the acute need for accessible, high-impact addictions treatment in Winnipeg, in 2020, with donations from our supporters and a multi-year funding commitment from The Moffat Family Fund at The Winnipeg Foundation, Tamarack was able to establish a Participant Subsidy Fund to help facilitate access to treatment spaces for individuals who may not otherwise be able to afford addictions treatment.



From April 2020 to end March 2024, 22 individual participants have been supported through the Participant Subsidy Fund, either through paying the full fees for their treatment or augmenting the funding they were able to provide. Having the level of flexibility to provide the funded places in full or in part has empowered our participants to determine what they can contribute to their treatment, if anything, and to feel confident asking for and receiving support.

**“Tamarack has provided me with a solid foundation to this wonderful, sober life which I now enjoy...I currently live at The Branch second stage sober living house and attend regular counselling sessions and aftercare. I am currently 8 months sober. I have obtained employment (which) has provided me the opportunity to give back to the community... eventually I would like to become an addictions counsellor. [The funding] truly and honestly changed my life. It gave me a chance in life and I will forever be grateful.”**

**“My life is so amazing today it sometimes feels like a dream. I live in [Tamarack’s] second stage home, The Branch. I have so many wonderful supports here...I have repaired relationships with my family and made genuine connections with new friends and people in recovery. I have joy in my life and have so much hope for the future. Thank you so much for this gift.”**

## MAINTAINING EXEMPLARY STANDARDS

Tamarack is accredited by Imagine Canada and, in our latest accreditation by Accreditation Canada, Tamarack was once again awarded Exemplary Standing. Exemplary Standing is the highest level of performance that can be attained in the Accreditation Canada program; it demonstrates Tamarack’s commitment to high-quality participant care. The Accreditation Canada team found that Tamarack met 100% of all 398 standards — a momentous (and potentially unprecedented) achievement for an organization of our kind.

Tamarack continually monitors a wide range of quality indicators to ensure we continue to meet and exceed the high standards we have set for safety, participant wellbeing, and staff support. We have a robust system of internal data collection tools, including experience surveys for our participants, graduates, and staff. Our commitment to learning from – not just collecting – these data allow to make real-time improvements to our programming and staff support, and also shows us what is working well in our work to offer tailored, responsive and impactful services.



**In 2023-24 we learned that:**

**90%**

**of participants were Satisfied or Very Satisfied with the safety of the facility**

“Great atmosphere created by the residents. People held each other accountable”

“I felt completely safe at all times. I never had any concerns whatsoever about anything”

“I am going to miss feeling this safe – the safest place I have ever been”

**96%**

**of participants were Satisfied or Very Satisfied with the quality of meals and facility.**

“Happy to all sit down together for dinner. Preparing food as a house made it feel more like a home”

“I was very thankful and very happy for the food”

“At first I hated the thought of having to cook as it made me feel that I would be judged if someone did not like it. In the end I enjoyed it!”

Our exemplary standards and impact would not exist without the work of our compassionate, dedicated and experienced staff team. Tamarack’s team holds over 80 years combined service in the agency, many of whom have served within the organization for seven years or more. Tamarack actively fosters the recruitment of staff with lived experience who bring a unique level of compassion and knowledge to their support of participants and we are proud that 80% of Tamarack’s employees (a number of whom are graduates of the Tamarack program) are actively involved

in the recovery community and understand what it means to work through overcoming addictions and mental health challenges. This understanding and depth of knowledge can be seen in the delivery of workshops, counselling and the provision of afterhours supports.

**98%**

**of participants were Satisfied or Very Satisfied with Morning and Afternoon Workshops:**

“Workshops allowed me to learn a lot about my trauma and addiction”

“It made me feel a lot better...knowing that other people were experiencing similar things”

“Very intense but worth it”

“The facilitators were all knowledgeable and able to answer all my questions”

“Content is exceptional and thorough, very well structured”

**100%**

**of participants were Satisfied or Very Satisfied with Tamarack’s Counselling Services:**

“I felt more understood here, people are hearing what I am saying and have something to give back to me more than any other experience I have ever had”

“I could not have done all I’ve done without their guidance and help”

“They were straight-forward, direct, honest and very knowledgeable”

“They didn’t tell me what to do or make choices for me, they just steered me in the right direction. After our meetings I did lots of thinking”

# 93%

of participants were Satisfied or Very Satisfied with in-house care workers and afterhours care:

“Everyone genuinely seemed to care about the residents here”

“I appreciated that they were always able to talk when counsellors were not on site”

“It helps that if not all, most were in recovery themselves. Gives me hope”

“The amount of communication between the staff is impressive, I felt that everyone knew what was going on at all times”

## UNLIMITED NO-FEE AFTERCARE

Recovery is an ongoing journey that doesn't end after residential treatment is complete—and nor should the support that participants receive. We've seen firsthand that the longer participants stay sober, the more likely they are able to return to work, be with their families, and live well. When progress has the opportunity to build, the likelihood of relapse is greatly reduced.

That's why, as a central pillar of our model, we offer free aftercare services to all program graduates in perpetuity. This program is tailored to individual needs and focuses on counselling and lifestyle management to support long-term recovery. We also extend these supports to graduates' family and loved ones, providing the vital connection many graduates and their loved ones need to maintain the momentum of recovery after treatment.

Our innovative Aftercare program meets a critical need in the continuum of care for addictions treatment and recovery services. In this program, all graduates are connected for

life with no-cost wraparound services to help them revisit the important skills and tools they developed within the treatment program to support their recovery journey.

Not only is our aftercare program unique in Manitoba (no other residential addiction treatment centres in the province offer no-cost, unlimited post-treatment care) but we know from our participants and discussions from industry experts like our accreditors, that this program is central to our graduates' above average post-treatment sobriety rates that exceed national norms.

This year we were thrilled to be able to provide **1031 hours** of free aftercare services – a nearly 40% increase on our previous year's aftercare provision!

## In our annual aftercare participant survey:

# 90%

of respondents have continued counselling at Tamarack with their in-house counsellor.

All of whom cite “continued work on my particular issues in my recovery” as one of the key reasons for continuing counselling after graduation:

“[My counsellor] helps me so much with trauma and recovery work”

# 100%

of respondents report that they attend the weekly aftercare group regularly:

“I think aftercare is a great way to stay connected”

“I love aftercare...it helps me so much”



## SUPPORTIVE RECOVERY HOUSING

Access to safe, affordable housing is a significant stressor for our participants. That's why graduates from Tamarack's in-house treatment program have the option to join The Branch. Located on the same street as Tamarack, The Branch houses up to 10 residents at a time and provides a safe transition to independent living in a supervised, sober setting, with the benefit of the ongoing therapy and accountability of Tamarack's primary treatment program. With support from our counselors, each resident creates an individual transitional program plan that guides them toward increased independence.

This year saw The Branch at its fullest, providing supportive housing for 21 graduates from Tamarack's program who stayed an average of 7 months each. Of those residents 52% were involved in full- or part-time work; 19% were in an education program and 29% were involved in volunteering for community organizations.

# 100%

**of Branch graduates were Satisfied or Very Satisfied with counselling, aftercare and after-hours supports at The Branch**

**"The Counselling and Case Management I received were excellent"**

**"Very thorough and understanding of client's needs"**

# 100%

**of Branch graduates were Satisfied or Very Satisfied with the safety of the house**

**"It makes a big difference to have 24/7 staff on hand. All the other recovery houses I've lived in were not staffed all of the time and didn't feel as safe"**

**"I felt extremely safe at all times"**


**"Safety of the house is top notch"**

# 100%

**of Branch graduates said they would recommend The Branch to others.**

**"The transition from treatment to The Branch was an effective way for me to take the time to learn more about my needs, practice self care, and what I will need/not need when I move on"**

We are grateful to the Moffat Family Fund at the Winnipeg Foundation for its pivotal investment in the acquisition, renovation and ongoing operations of The Branch facility, and to the Manitoba Government's Shared Health and Housing branches for its partial support of The Branch's launch and operations.





## On The Horizon...

While the 100-year-old building that is home to Tamarack's addictions treatment centre is central to our community-based model, it also brings space and layout constraints that are having a significant—and growing—impact on our ability to deliver an accessible, inclusive, and supportive treatment experience. We spent this year planning to address these challenges. In the summer of 2025, we will say goodbye to an old garage and break ground on a small extension on the back of the building. This project will create:

- Three new offices for Tamarack staff, which will free up new private bedrooms to offer safer and more welcoming spaces for participants with diverse backgrounds and identities
- A much-needed main floor washroom, which will significantly increase accessibility as there is no washroom on the main level
- A fitness and yoga space, which will offer an in-house opportunity to boost physical and mental health for those participants who are unable to leave Tamarack grounds during treatment

Also... Tamarack will celebrate its 50 years in operation in 2025! We are planning some special things to mark our half century of service to people experiencing addictions in our community. If you'd like us to keep you in the loop on these emerging plans, please send us an email at [info@tamarackrecovery.org](mailto:info@tamarackrecovery.org).











## Our Supporters

We are grateful to the individuals, foundations and governmental agencies who have funded our work. Your partnership brings higher standards of care to people navigating addiction recovery. It also demonstrates your belief and trust in Tamarack's work, our team, and most of all, our participants and graduates. Together, we are providing the supports that allow people in recovery to see and realize their potential.

### OUR FOUNDATION AND GOVERNMENT SUPPORTERS INCLUDE:

Province of Manitoba

The Winnipeg Foundation

The Moffat Family Fund at  
The Winnipeg Foundation

The Winnipeg Foundation –  
Youth in Philanthropy


The Bruce Oake Memorial  
Foundation

Canada Life

Manitoba Liquor &  
Lotteries Corporation







**“This has been a life  
changing experience...I feel  
like I have turned a corner  
in finding solutions to  
problems I had been facing  
for the last 20 years”**

– Tamarack Participant

YOU SPARKLE  
AND SHINE  
★







**TAMARACK REHAB INC.T/A TAMARACK RECOVERY CENTRE**

# Financial Statements

YEAR ENDED MARCH 31, 2024





**TAMARACK REHAB INC.T/A TAMARACK RECOVERY CENTRE**  
**Index to Financial Statements**  
**Year Ended March 31, 2024**

---

	Page
INDEPENDENT AUDITOR'S REPORT	24 - 25
FINANCIAL STATEMENTS	
Statement of Financial Position	26
Statement of Revenues and Expenses	27
Statement of Changes in Net Assets	28
Statement of Cash Flows	29
Notes to Financial Statements	30 - 31
Tamarack(60 Balmoral) ( <i>Schedule 1</i> )	32
The Branch(54 Balmoral) ( <i>Schedule 2</i> )	33

---

## INDEPENDENT AUDITOR'S REPORT

---

To the Members of TAMARACK REHAB INC.T/A TAMARACK RECOVERY CENTRE

*Opinion*

We have audited the financial statements of TAMARACK REHAB INC.T/A TAMARACK RECOVERY CENTRE (the "organization"), which comprise the statement of financial position as at March 31, 2024, and the statements of revenues and expenses, changes in net assets and cash flows for the year then ended, and notes to the financial statements, including a summary of significant accounting policies.

In our opinion, the accompanying financial statements present fairly, in all material respects, the financial position of the organization as at March 31, 2024, and the results of its operations and cash flows for the year then ended in accordance with Canadian accounting standards for not-for-profit organizations (ASNPO).

*Basis for Opinion*

We conducted our audit in accordance with Canadian generally accepted auditing standards. Our responsibilities under those standards are further described in the *Auditor's Responsibilities for the Audit of the Financial Statements* section of our report. We are independent of the organization in accordance with ethical requirements that are relevant to our audit of the financial statements in Canada, and we have fulfilled our other ethical responsibilities in accordance with these requirements. We believe that the audit evidence we have obtained is sufficient and appropriate to provide a basis for our opinion.

*Responsibilities of Management and Those Charged with Governance for the Financial Statements*

Management is responsible for the preparation and fair presentation of the financial statements in accordance with ASNPO, and for such internal control as management determines is necessary to enable the preparation of financial statements that are free from material misstatement, whether due to fraud or error.

In preparing the financial statements, management is responsible for assessing the organization's ability to continue as a going concern, disclosing, as applicable, matters related to going concern and using the going concern basis of accounting unless management either intends to liquidate the organization or to cease operations, or has no realistic alternative but to do so.

Those charged with governance are responsible for overseeing the organization's financial reporting process.

(continues)



*Auditor's Responsibilities for the Audit of the Financial Statements*

Our objectives are to obtain reasonable assurance about whether the financial statements as a whole are free from material misstatement, whether due to fraud or error, and to issue an auditor's report that includes our opinion. Reasonable assurance is a high level of assurance, but is not a guarantee that an audit conducted in accordance with Canadian generally accepted auditing standards will always detect a material misstatement when it exists. Misstatements can arise from fraud or error and are considered material if, individually or in the aggregate, they could reasonably be expected to influence the economic decisions of users taken on the basis of these financial statements.

As part of an audit in accordance with Canadian generally accepted auditing standards, we exercise professional judgment and maintain professional skepticism throughout the audit. We also:

- Identify and assess the risks of material misstatement of the financial statements, whether due to fraud or error, design and perform audit procedures responsive to those risks, and obtain audit evidence that is sufficient and appropriate to provide a basis for our opinion. The risk of not detecting a material misstatement resulting from fraud is higher than for one resulting from error, as fraud may involve collusion, forgery, intentional omissions, misrepresentations, or the override of internal control.
- Obtain an understanding of internal control relevant to the audit in order to design audit procedures that are appropriate in the circumstances, but not for the purpose of expressing an opinion on the effectiveness of the organization's internal control.
- Evaluate the appropriateness of accounting policies used and the reasonableness of accounting estimates and related disclosures made by management.
- Conclude on the appropriateness of management's use of the going concern basis of accounting and, based on the audit evidence obtained, whether a material uncertainty exists related to events or conditions that may cast significant doubt on the organization's ability to continue as a going concern. If we conclude that a material uncertainty exists, we are required to draw attention in our auditor's report to the related disclosures in the financial statements or, if such disclosures are inadequate, to modify our opinion. Our conclusions are based on the audit evidence obtained up to the date of our auditor's report. However, future events or conditions may cause the organization to cease to continue as a going concern.
- Evaluate the overall presentation, structure and content of the financial statements, including the disclosures, and whether the financial statements represent the underlying transactions and events in a manner that achieves fair presentation.

We communicate with those charged with governance regarding, among other matters, the planned scope and timing of the audit and significant audit findings, including any significant deficiencies in internal control that we identify during our audit.

Winnipeg, MB  
June 17, 2024

  
CHARTERED PROFESSIONAL ACCOUNTANTS


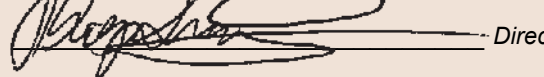
**TAMARACK REHAB INC.T/A TAMARACK RECOVERY CENTRE**

**Statement of Financial Position**

**March 31, 2024**

	2024	2023
<b>ASSETS</b>		
<b>CURRENT</b>		
Cash	\$ 804,545	\$ 411,253
Accounts receivable	56,713	212,489
Goods and services tax recoverable	2,464	3,021
Prepaid expenses	-	5,055
	<u>863,722</u>	<u>631,818</u>
<b>CAPITAL ASSETS (Note 3)</b>	<u>1,066,536</u>	<u>1,109,578</u>
	<u><b>\$ 1,930,258</b></u>	<u><b>\$ 1,741,396</b></u>
<b>LIABILITIES AND NET ASSETS</b>		
<b>CURRENT</b>		
Accounts payable	\$ 11,675	\$ 17,208
Current portion of long term debt (Note 4)	18,000	18,000
Wages payable	75,554	71,808
Deferred income	485,257	328,617
	<u>590,486</u>	<u>435,633</u>
<b>LONG TERM DEBT (Note 4)</b>	<u>239,037</u>	<u>286,588</u>
<b>DEFERRED CONTRIBUTIONS RELATED TO CAPITAL ASSETS</b>	<u>503,577</u>	<u>524,560</u>
	<u>1,333,100</u>	<u>1,246,781</u>
<b>NET ASSETS</b>	<u>597,158</u>	<u>494,615</u>
	<u><b>\$ 1,930,258</b></u>	<u><b>\$ 1,741,396</b></u>

**ON BEHALF OF THE BOARD**

 Director  
 Director

See notes to financial statements



**TAMARACK REHAB INC.T/A TAMARACK RECOVERY CENTRE**

**Statement of Revenues and Expenses**

**Year Ended March 31, 2024**

	Budget 2024	Total 2024	Total 2023
<b>REVENUES</b>			
Manitoba Health	\$ 459,000	\$ 459,900	\$ 328,100
Other Grants	396,000	265,569	212,340
Client subsidy fund	195,102	160,291	196,726
Winnipeg Regional Health (Housing)	109,000	109,800	99,960
Federal Government	65,000	73,837	76,740
Self Referrals	70,100	71,666	63,156
Provincial Government - Income Security	30,898	42,866	30,707
Deferred contributions related to capital assets	-	20,982	21,857
Third party funded treatment	48,000	19,500	39,925
Fundraising and donations	15,000	14,741	18,123
Grocery contribution	18,000	13,320	11,327
Manitoba Housing and Renewal Corp. - Rent subsidy	16,560	12,075	13,110
Other Income	600	1,273	831
	1,423,260	1,265,820	1,112,902
<b>EXPENSES</b>			
Advertising and promotion	3,500	3,258	4,535
Amortization	-	43,042	44,891
Building renovations	168,000	-	-
Delivery, freight and express	100	-	132
Employee benefits	58,894	52,533	49,961
Equipment and Furniture	22,300	16,858	17,785
Food	107,500	75,446	64,307
Fundraising	-	5,638	-
House Effects	6,000	3,547	3,441
Insurance	27,069	30,930	22,418
Interest and bank charges	2,750	1,316	2,390
Interest on long term debt	10,000	10,450	10,717
Janitorial Supplies	14,000	12,086	9,850
Miscellaneous	1,300	1,012	1,419
Office	15,470	14,640	13,689
Professional Fees - Program	44,000	7,800	19,500
Professional fees	7,000	6,570	6,597
Property taxes	10,760	10,767	8,932
Repairs and maintenance	13,000	21,198	47,324
Research and grant expense	37,500	2,035	2,776
Salaries and wages	805,032	800,017	743,695
Staff Development	8,000	3,513	2,765
Supplies	12,600	9,194	7,947
Telephone	5,875	5,632	5,561
Travel	400	15	171
Utilities	29,500	25,780	23,760
	1,410,550	1,163,277	1,114,563
<b>EXCESS (DEFICIENCY) OF REVENUES OVER EXPENSES</b>	\$ 12,710	\$ 102,543	\$ (1,661)

See notes to financial statements

**TAMARACK REHAB INC.T/A TAMARACK RECOVERY CENTRE**  
**Statement of Changes in Net Assets**  
**Year Ended March 31, 2024**

	Unrestricted Net Assets	Invested in Capital Assets	2024	2023
<b>NET ASSETS - BEGINNING OF YEAR</b>	\$ 174,185	\$ 320,430	<b>\$ 494,615</b>	\$ 496,276
Excess of revenues over expenses	124,604	(22,061)	<b>102,543</b>	(1,661)
Principal reduction of mortgage	(7,551)	7,551	-	-
<b>NET ASSETS - END OF YEAR</b>	<b>\$ 291,238</b>	<b>\$ 305,920</b>	<b>\$ 597,158</b>	<b>\$ 494,615</b>

See notes to financial statements



**TAMARACK REHAB INC.T/A TAMARACK RECOVERY CENTRE****Statement of Cash Flows**  
**Year Ended March 31, 2024**

	2024	2023
<b>OPERATING ACTIVITIES</b>		
Excess (deficiency) of revenues over expenses	\$ 102,543	\$ (1,661)
Item not affecting cash:		
Amortization of capital assets	43,042	44,891
	<u>145,585</u>	<u>43,230</u>
Changes in non-cash working capital:		
Accounts receivable	155,776	(168,393)
Accounts payable	(5,534)	6,457
Deferred income	156,640	184,314
Prepaid expenses	5,055	(3,316)
Goods and services tax payable	557	6,214
Wages payable	3,746	8,242
	<u>316,240</u>	<u>33,518</u>
Cash flow from operating activities	<u>461,825</u>	<u>76,748</u>
<b>FINANCING ACTIVITIES</b>		
Repayment of long term debt	(47,550)	(7,282)
Deferred contributions related to capital assets	(20,983)	(21,857)
	<u>(68,533)</u>	<u>(29,139)</u>
Cash flow used by financing activities	<u>(68,533)</u>	<u>(29,139)</u>
<b>INCREASE IN CASH FLOW</b>	<b>393,292</b>	<b>47,609</b>
Cash - beginning of year	<u>411,253</u>	<u>363,644</u>
<b>CASH - END OF YEAR</b>	<b>\$ 804,545</b>	<b>\$ 411,253</b>

See notes to financial statements

# TAMARACK REHAB INC.T/A TAMARACK RECOVERY CENTRE

## Notes to Financial Statements

Year Ended March 31, 2024

---

### 1. DESCRIPTION OF OPERATIONS

Tamarack Recovery Centre operates two residential treatment facilities for individuals with chemical and alcohol dependencies and other drug abuse problems, which facilitates independent living and lifestyle change. Tamarack Recovery Centre is incorporated under the Manitoba Corporations Act as a non-profit organization and is a registered charity under the Income Tax Act (Canada).

---

### 2. SUMMARY OF SIGNIFICANT ACCOUNTING POLICIES

#### Basis of presentation

The financial statements were prepared in accordance with Canadian accounting standards for not-for-profit organizations (ASNFPO). Canadian accounting standards for not-for-profit organizations are part of Canadian GAAP.

#### Revenue recognition

TAMARACK REHAB INC.T/A TAMARACK RECOVERY CENTRE follows the deferral method of accounting for contributions.

Restricted contributions are recognized as revenue in the year in which the related expenses are incurred. Unrestricted contributions are recognized as revenue when received or receivable if the amount to be received can be reasonably estimated and collection is reasonably assured. Endowment contributions are recognized as direct increases in net assets.

Restricted investment income is recognized as revenue in the year in which the related expenses are incurred. Unrestricted investment income is recognized as revenue when earned.

Seminar fees are recognized as revenue when the seminars are held.

#### Capital assets

Tangible capital assets are stated at cost less accumulated amortization. Tangible capital assets are amortized over their estimated useful lives at the following rates and methods:

Buildings	4%	declining balance method
Computer equipment	33%	declining balance method
Computer software	50%	declining balance method
Other machinery and equipment	20%	declining balance method
Furniture and fixtures	10%	declining balance method
Appliances	10%	declining balance method

---



# TAMARACK REHAB INC. T/A TAMARACK RECOVERY CENTRE

## Notes to Financial Statements

Year Ended March 31, 2024

### 3. CAPITAL ASSETS

	Cost	Accumulated amortization	2024 Net book value	2023 Net book value
Land	\$ 42,836	\$ -	\$ 42,836	\$ 42,836
Buildings	1,263,003	248,667	1,014,336	1,056,600
Equipment	53,738	46,597	7,141	7,630
Computer equipment	31,660	31,550	110	165
Computer software	1,957	1,957	-	-
Appliances	21,109	18,996	2,113	2,347
	<u>\$ 1,414,303</u>	<u>\$ 347,767</u>	<u>\$ 1,066,536</u>	<u>\$ 1,109,578</u>

### 4. LONG TERM DEBT

	2024	2023
Belgian-Alliance Credit Union loan bearing interest at 3.99% per annum. The loan was secured by building at 54 Balmoral Street.	\$ 257,037	\$ 264,588
Belgian Alliance Credit Union loan bearing interest at 0% per annum, secured by CEBA Loan..	-	40,000
	<u>257,037</u>	<u>304,588</u>
Amounts payable within one year	<u>(18,000)</u>	<u>(18,000)</u>
	<u>\$ 239,037</u>	<u>\$ 286,588</u>

### 5. ECONOMIC DEPENDENCE

The operations of Tamarack Rehab Inc. T/A Tamarack Recovery Centre are economically dependent on the ongoing financial support of Manitoba Health, contracts and per diems.

**TAMARACK REHAB INC.T/A TAMARACK RECOVERY CENTRE**

**Tamarack(60 Balmoral)**

**(Schedule 1)**

**Year Ended March 31, 2024**

	2024	2023
<b>REVENUES</b>		
Manitoba Health	\$ 459,900	\$ 328,100
Client subsidy fund	160,291	196,726
Other Grants	101,268	19,107
Federal Government	73,837	76,740
Self Referrals	50,800	42,550
Provincial Government - Income Security	23,768	19,408
Third party funded treatment	19,500	39,925
Fundraising and donations	14,214	18,123
Other Income	1,273	831
	<b>904,851</b>	<b>741,510</b>
<b>EXPENSES</b>		
Advertising and promotion	3,258	4,535
Amortization	8,196	8,593
Delivery, freight and express	-	132
Employee benefits	36,779	37,635
Equipment and Furniture	11,655	13,197
Food	51,177	39,811
Fundraising	5,638	-
House Effects	2,242	1,852
Insurance	14,870	11,403
Interest and bank charges	1,320	2,245
Janitorial Supplies	6,463	5,204
Miscellaneous	926	1,404
Office	11,889	10,517
Professional Fees - Program	7,800	16,425
Professional fees	4,599	4,300
Property taxes	5,225	4,008
Repairs and maintenance	16,634	15,170
Research and grant expense	2,035	2,776
Salaries and wages	561,123	521,054
Staff Development	3,513	2,765
Supplies	6,811	4,842
Telephone	3,831	3,687
Travel	15	147
Utilities	13,884	12,437
	<b>779,883</b>	<b>724,139</b>
<b>EXCESS OF REVENUES OVER EXPENSES</b>	<b>\$ 124,968</b>	<b>\$ 17,371</b>

See notes to financial statements



**TAMARACK REHAB INC.T/A TAMARACK RECOVERY CENTRE**

**The Branch(54 Balmoral)  
(Schedule 2)**

**Year Ended March 31, 2024**

	<b>2024</b>	<b>2023</b>
<b>REVENUES</b>		
Other Grants	\$ 164,301	\$ 193,232
Winnipeg Regional Health (Housing)	109,800	99,960
Deferred contributions related to capital assets	20,982	21,857
Self Referrals	20,866	20,606
Provincial Government - Income Security	19,098	11,299
Grocery contribution	13,320	11,327
Manitoba Housing and Renewal Corp. - Rent subsidy	12,075	13,110
Fundraising and donations	527	-
	<b>360,969</b>	<b>371,391</b>
<b>EXPENSES</b>		
Amortization	34,847	36,299
Employee benefits	15,753	12,326
Equipment and Furniture	5,203	4,588
Food	24,269	24,496
House Effects	1,305	1,589
Insurance	16,060	11,015
Interest and bank charges	-	146
Interest on long term debt	10,450	10,717
Janitorial Supplies	5,623	4,646
Miscellaneous	86	15
Office	2,751	3,172
Professional Fees - Program	-	3,075
Professional fees	1,971	2,297
Property taxes	5,542	4,923
Repairs and maintenance	4,564	32,154
Salaries and wages	238,894	222,641
Supplies	2,383	3,105
Telephone	1,801	1,874
Travel	-	24
Utilities	11,896	11,323
	<b>383,398</b>	<b>390,425</b>
<b>DEFICIENCY OF REVENUES OVER EXPENSES</b>	<b>\$ (22,429)</b>	<b>\$ (19,034)</b>

See notes to financial statements



**TAMARACK**  
RECOVERY CENTRE

[TamarackRehab.org](http://TamarackRehab.org)



**Accredited**  
**IMAGINE CANADA**